


(10) WORLD BOOK'S CHILDCRAFT: SHAPES AND NUMBERS

(Pages 8 – 23)

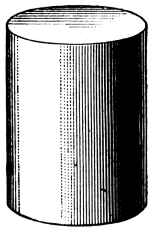
1. Pg 10-11. Name these shapes:




a) _____



b) _____



c) _____



d) _____

2. Pg 12-13. We show the position of a point by _____


3. Complete the dot picture on the page 3. What did you draw?

4. Pg 14-15. The word "triangle" means _____.

5. A triangle with all sides of equal length is called an
_____ triangle.

6. Pg18-19. Do *Try This! 2* and draw your solutions in the space below.

7. Pg 20-23. How did the farmer double the size of his farm and still keep it square? Cut out the square on the next page and paste it on the farmer's original farm below to show the answer.





DOT TO DOT

Dot-to-dot mice
are dot-to-dot nice!

Connect all the dots
And see what appears,
With a very long tail,
And very short ears.

